



ಬೃಹತ್ ಬೆಂಗಳೂರು ಮಹಾನಗರ ಪಾಲಿಕೆ
Bruhat Bengaluru Mahanagara Palike



BBMP COVID-19 WAR ROOM 27.03.2023

BBMP / COVID-19 WAR ROOM / BULLETIN – 1099/ 27.03.2023 / #BBMPfightsCOVID19



OVERVIEW OF COVID-19 IN BENGALURU

CASE TRENDS ACTIVE CASES **440**

Confirmed Cases

72

18,79,701 #

Recovered Cases

15

18,62,266 #

Death Cases

0

16,995 #



HOSPITALIZATION

47

ICU – V

1

ICU

7

HDU

2

General

37

INCLUDES GOVT. QUOTA AND PRIVATE WALK-IN HOSPITALIZATION



VACCINATION

31

2,06,97,302 #

First Dose

1

96,89,483 #

Second Dose

5

95,11,244 #

Precaution Dose

25

14,96,575 #



TRIAGING

MTU

5

Tele Triage

64



ACTIVE CZs

0

MCZs (< 5 cases)

0

Clusters (> 5 cases)

0



TESTING

1,567

3,22,07,811 #

RAT

641

RTPCR

926

Positivity :4.81%

*FOR LAST 7 DAYS

: indicates cumulative numbers till date



ABSTRACT OF COVID-19 SCENARIO IN BENGALURU

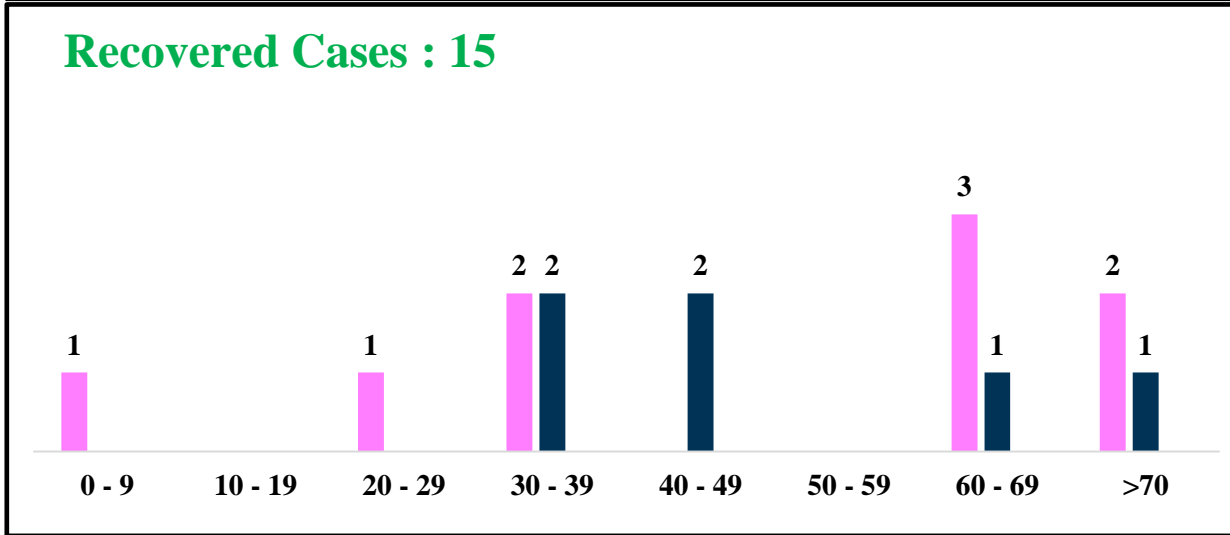
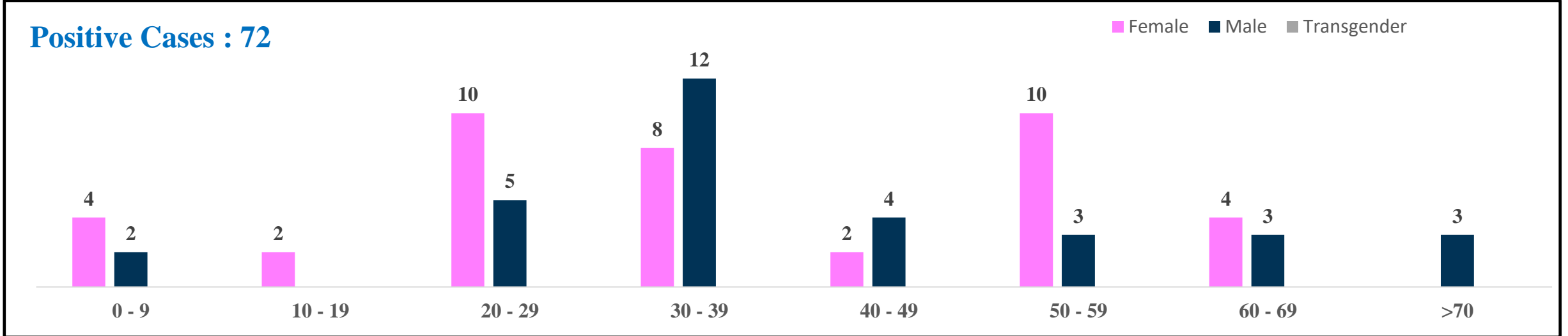


	MALE			FEMALE			TRANSGENDER			TOTAL		
	Last 24 Hours	Last 7 Days	Cumulative	Last 24 Hours	Last 7 Days	Cumulative	Last 24 Hours	Last 7 Days	Cumulative	Last 24 Hours	Last 7 Days	Cumulative
Positive Cases	32	272	11,08,252	40	214	7,71,253	0	0	196	72	486	18,79,701
Recovered Cases	6	228	10,95,676	9	211	7,65,460	0	0	187	15	439	18,62,266
Death Cases	0	0	10,764	0	1	6,227	0	0	4	0	1	16,995
Total Tests Done	In Last 24 hrs. : 1,567			In last 7 days : 10,097			Cumulative : 3,22,07,811					
Vaccine Doses Administered	In Last 24 hrs. : 31			In last 7 days : 408			Cumulative : 2,06,97,302					
ACTIVE CASES									440			

*Covid deaths occurred today : 00 | Covid deaths occurred beyond last 24hrs., reported today : 00



LAST 24 HOURS AGE GROUP AND GENDER WISE DISTRIBUTION

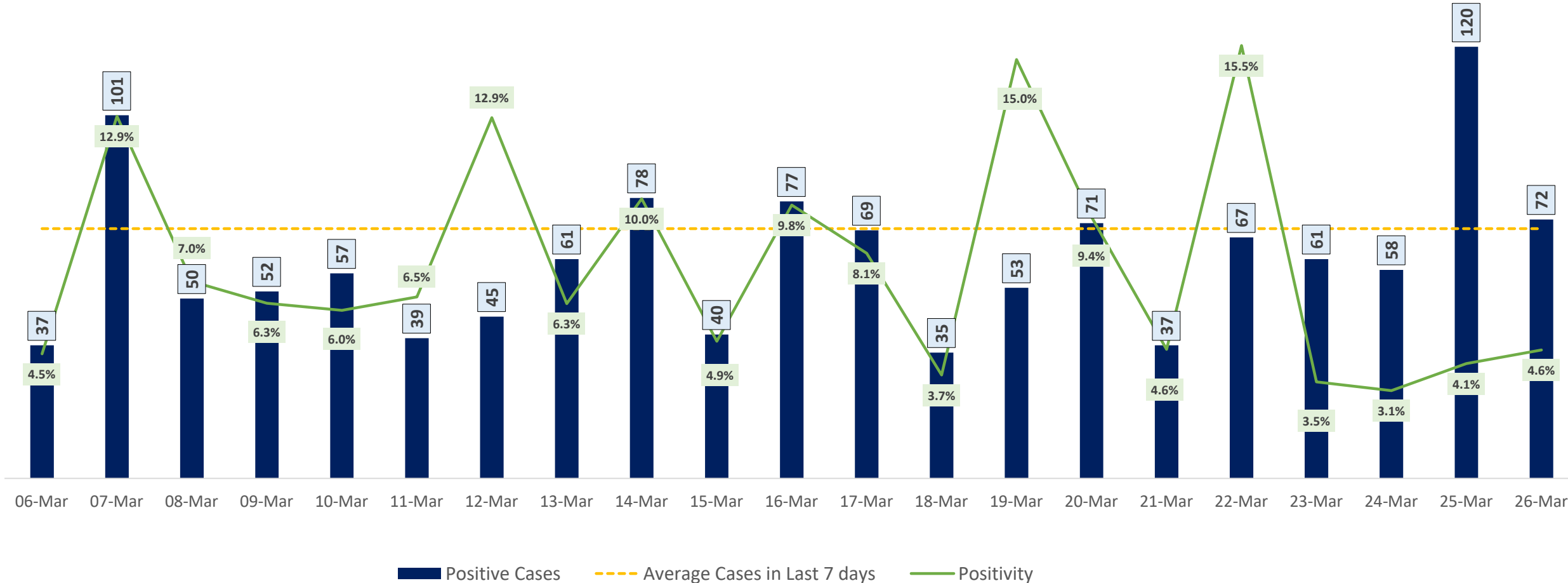




POSITIVITY RATE OF BENGALURU – LAST 21 DAYS



Average Cases in Last 7 days : 69

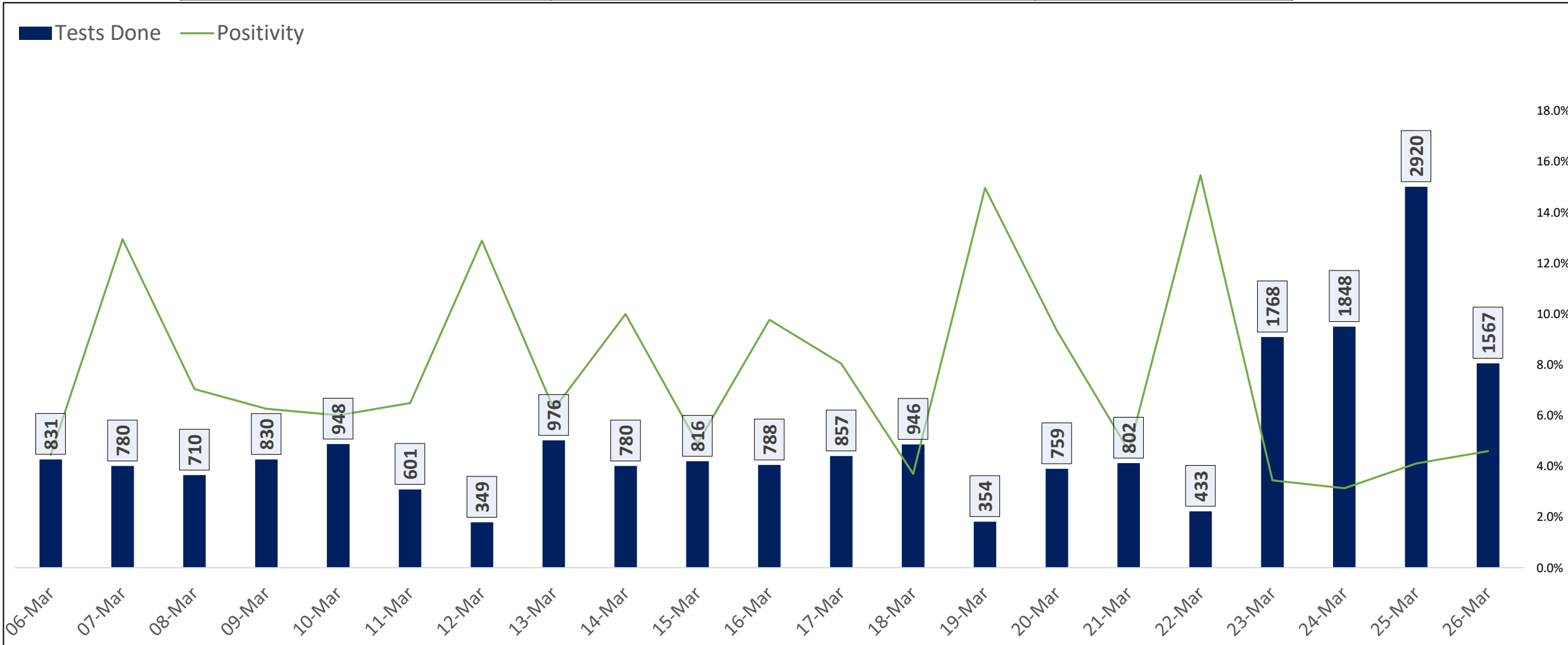




TESTING TRENDS IN BENGALURU

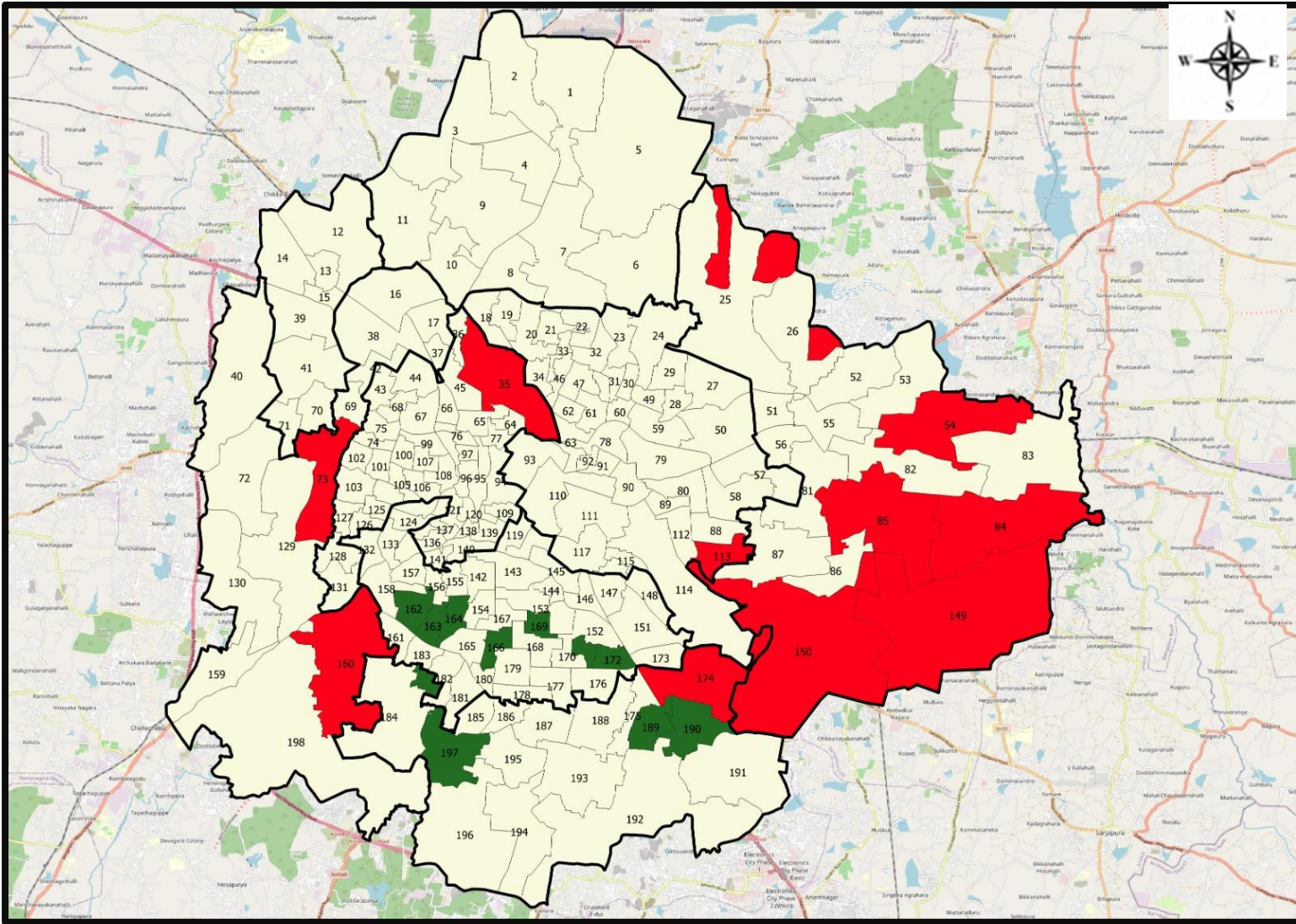


Total Test Conducted Till Date	Test Conducted Last 24 hours	Last 7 Days Average
3,22,07,811	1,567	1,442





BENGALURU URBAN MAP SHOWING TREND OF POSITIVE CASES IN LAST 7 DAYS



Top 10 wards reporting highest number of positive cases in last 10 days

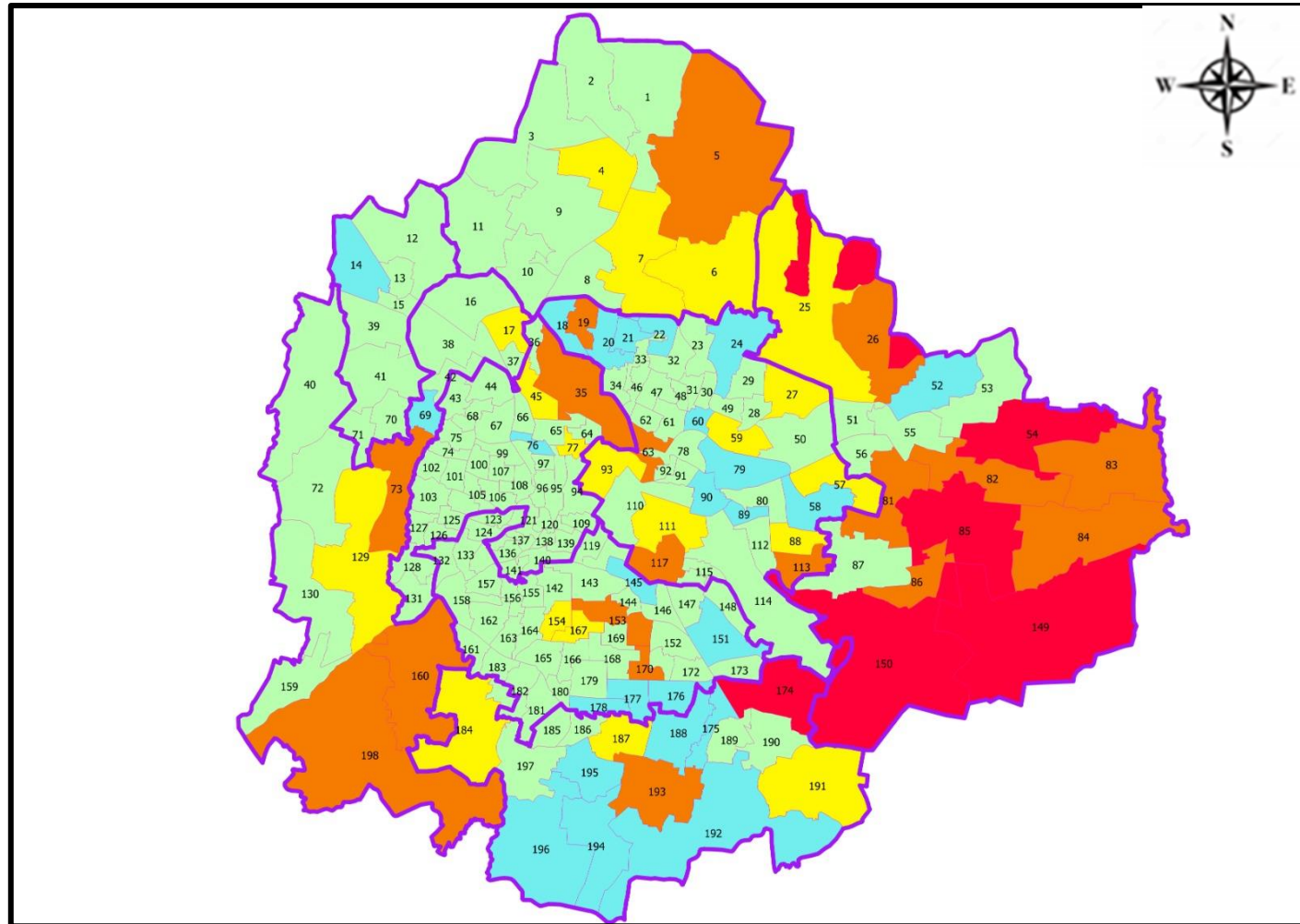
Ward No.	Ward Name	Daily Cases Average
150	Bellanduru	5
174	HSR Layout	4
54	Hudi	2
149	Varthuru	2
7	Byatarayanapura	2
73	Kottegepalya	2
82	Garudachar Palya	2
85	Dodda Nekkundi	2
6	Thanisandra	1
160	Rajarajeshwari Nagar	1







Top 10 wards reporting least number of positive cases in last 7 days

Ward No.	Ward Name	Daily Cases Average
197	Vasanthpura	0
190	Mangammanapalya	0
189	Hongasandra	0
183	Chikkalsandra	0
182	Padmanabha Nagar	0
172	Madivala	0
171	Gurappanapalya	0
166	Karisandra	0
164	Vidyapeeta Ward	0
163	Katriguppe	0



BENGALURU MAP SHOWING INTENSITY OF POSITIVE CASES IN LAST 7 DAYS



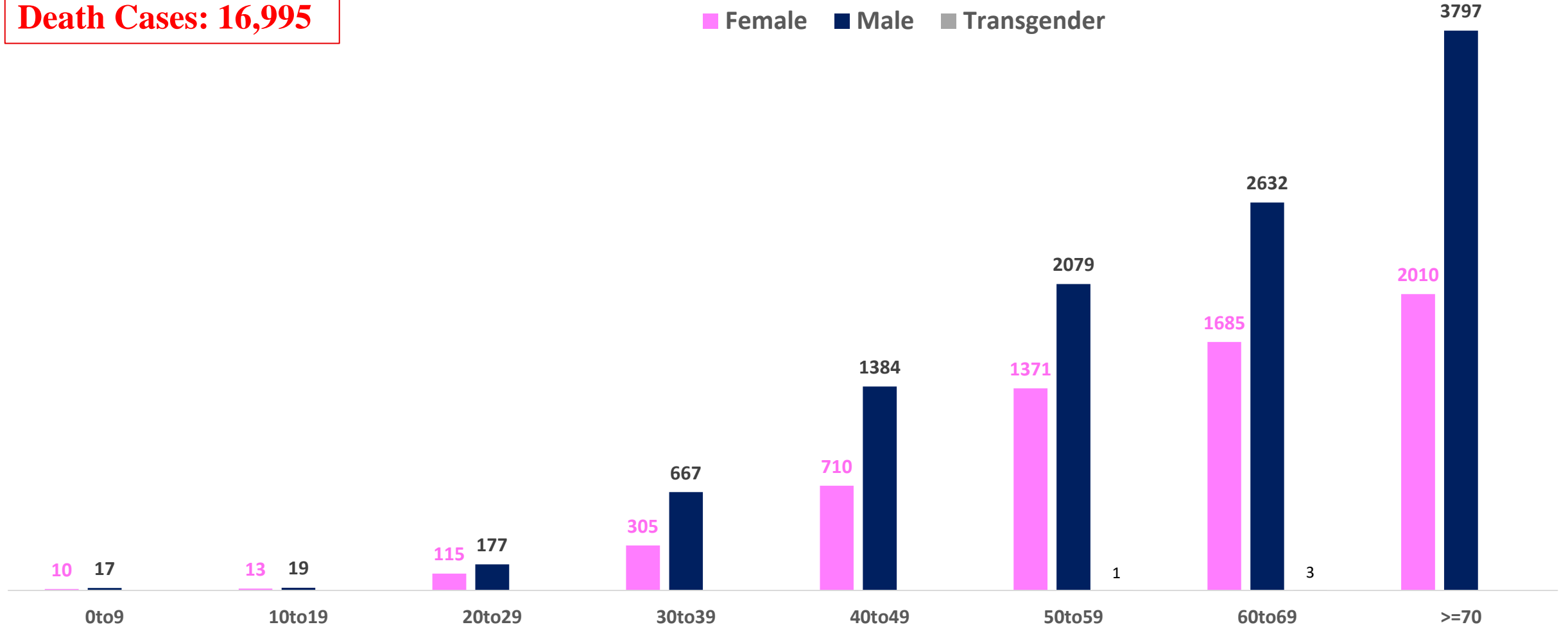
-  Level 1 : 0 to 1 Cases
-  Level 2 : 1 to 3 Cases
-  Level 3 : 3 to 5 Cases
-  Level 4 : 5 to 10 Cases
-  Level 5 : More than 10 Cases
-  Zone Boundaries



AGE AND GENDER WISE DISTRIBUTION OF DEATH CASES



Death Cases: 16,995





SNAPSHOT OF COVID-19 CASES IN BENGALURU URBAN



**Total Wards With
< = 5 Cases* :
172**

**Tests Conducted
on 26.03.2023:
1,567**

**Recovery
Rate*:
99.07%**

**Total
Active Cases :
440**

**Total Vaccinated
on 26.03.2023:
31**

**Positivity
Rate* :
4.81%**

**Active
Rate*:
0.02%**

**Case
Fatality Rate* :
0.21%**





*Total positive cases In the past 7 days

*CFR and positivity is for Past 7 days



ಬೃಹತ್ ಬೆಂಗಳೂರು ಮಹಾನಗರ ಪಾಲಿಕೆ
Bruhat Bengaluru Mahanagara Palike



Download BBMP Bulletin	https://apps.bbmpgov.in/covid19/mediabulletin.php
To register for vaccination :	https://selfregistration.cowin.gov.in/
BBMP COVID19 Dashboard:	https://apps.bbmpgov.in/covid19/
Follow us on:	 www.facebook.com/bbmp.comm1/
	 twitter.com/BBMPCOMM
	  BBMPSplHealth

Issued by:

Honorable Chief Commissioner, BBMP
Special Commissioner Health, BBMP
MD, Bengaluru Smart City Limited

THANK YOU !

